

clinell®

www.clinell.com

Kills at least
99.99%
of norovirus in
under 1 minute¹

CLINELL UNIVERSAL RANGE

THE MOST TRUSTED WIPE IN THE UK

The most effective universal formula on the market

A mix of biocides with different mechanisms of action prevents bacterial resistance and superbug formation.

Multi-purpose

Acts as a disinfectant and detergent, replacing the need for different types of wipes and surface cleaners.

Skin friendly and dermatologically tested

No sore or dry hands with frequent use.

Proven to be bactericidal, virucidal, fungicidal and tuberculocidal

Includes MRSA, *Acinetobacter*, VRE, *Klebsiella*, *Pseudomonas*, TB, Norovirus, Hepatitis B & C and many more¹.

CE certified class IIa medical devices

The bucket, tub, 200 wipe pack, 50 clip pack, 50 adhesive back and maceratable wipes conform to the Medical Device Directive as class IIa devices.

No damage to surfaces or equipment

Ideal for use on mattresses and safe to use on many types of rubber, plastic and metal.

Simple, easy and reliable

No dilution errors, the pre-measured dose is consistently the correct concentration. This avoids errors that may occur when mixing disinfectant solutions.

Cost effective

Saves money by replacing multiple cleaning products.

UNIVERSAL FORMULA

Universal's unique, patented formula makes it the most effective wet wipe on the market. A combination of biocides, act as a powerful high grade disinfectant to ensure no pathogen resistance can develop over time.



Antimicrobial activity

Powerful patented biocidal formulation, based on a synergistic mix of quaternary ammonium compounds and a polymeric biguanide - each with a completely different mechanism of action. This ensures the widest spectrum of activity whilst mediating against resistance.

The formulation includes biocidal performance against:

GRAM-POSITIVE BACTERIA

Including: *Staphylococcus aureus* and MRSA, *Streptococci*, *Enterococci* and VRE.

GRAM-NEGATIVE BACTERIA

Including: *Pseudomonas*, *E.coli*, *Acinetobacter*, *Klebsiella* and *Salmonella*.

FUNGI

Including: *Aspergillus*, *Candida*, *Penicillium*.

MYCOBACTERIA

Including: *Mycobacterium terrae* and *Mycobacterium bovis*.

ENVELOPED VIRUSES

Including: Herpes simplex 1 & 2, Influenza H1N1 & H5N1, Hepatitis B & C and HIV.

NON-ENVELOPED VIRUSES

Including: Norovirus and Rotavirus.

BACTERIA	TEST
<i>Acinetobacter baumannii</i>	EN13727
<i>Enterococcus faecalis</i>	EN13727
<i>Enterococcus faecium</i> (VRE)	EN13727
<i>Enterococcus hirae</i>	EN14561
	EN13727
<i>Escherichia coli</i>	EN13727
<i>Klebsiella pneumoniae</i>	EN13727
Methicillin Resistant <i>Staphylococcus aureus</i>	EN1276
<i>Pseudomonas aeruginosa</i>	EN13727
	EN14561
<i>Staphylococcus aureus</i>	EN13727
	EN14561
<i>Vibrio cholerae</i>	EN1276
MYCOBACTERIA	
<i>Mycobacterium bovis</i>	EN14348
<i>Mycobacterium terrae</i>	EN14348
	EN14563
FUNGI	
<i>Aspergillus niger</i>	EN13697
	EN14562
<i>Candida albicans</i>	EN13727
	EN14562
VIRUSES	
H1N1 and H5N1	ASTM E1052
Hepatitis B	EN14476
Hepatitis C	EN14476
Norovirus	EN14476
HIV	EN14476

Contact times

Contact time is the time needed for a disinfectant to be in contact with a microorganism to kill it.

If a disinfectant claims to kill 99.9% of MRSA in 1 minute, in order for it to kill the bacteria, the surface needs to be visibly wet for at least 1 minute. This allows the disinfectant to be in contact with the microorganism for 1 minute.

Therefore it is important when using disinfectant wipes to leave the surface to air dry naturally and never dry the surface.

Unrealistic contact times result in impractical products, which may not be effective under realistic conditions. Clinell perform rigorous tests to ensure all contact times and kill claims are achievable in real world conditions.

Clip pack 50s

Working with the 'Design Bugs Out' initiative we have taken our bestselling Universal Wipes and given them an integrated clip, perfect for keeping wipes conveniently accessible, off the floor and nearby whenever you need them.

The integrated clip is reinforced and angled for a firm grip and securely fits on to BP machine stands, porters' chairs, bed frames, monitor stands, trolleys and many more.



Proven to kill at least **99.999%**
of germs and is effective from 10 seconds.

Wipes for the
disinfection and
cleaning of non-invasive
medical devices.



Non-invasive medical devices - surface and equipment cleaning

Clinell Universal CE Marked Wipes can be used to clean and disinfect the following surfaces and equipment. These are rarely cleaned and have been shown to cause infection^{2,3,4,5}.
If unsure, contact the Infection Prevention and Control Team. This is not an exhaustive list:

- | | | | |
|--------------------------|------------------|---------------------------|------------------------|
| – Ultrasound transducers | – Doppler probes | – Blood pressure machines | – Blood pressure cuffs |
| – Pulse oximeter probes | – Stethoscopes | – Radiology equipment | – Monitors |
| | – ECG machines | | |
| | – Incubators | | |


CE 0473

CE certified medical devices - the bucket (and refill), tub (and refill), 50 packs, 200 wipe pack and maceratable wipes are all class IIa medical devices.

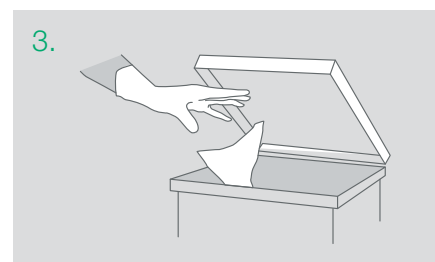
How to clean surfaces effectively



1.
Perform a risk assessment, wear recommended PPE. Take one wipe from the pack.



2.
Working from clean to dirty, wipe in an 'S' shaped pattern, taking care not to go over the same area twice.



3.
Change wipe if it becomes dry or soiled and dispose of in the appropriate waste bin. Let the surface air dry.



General surface and equipment cleaning

Clinell Universal Wipes can be used to disinfect general surfaces and equipment. If unsure please contact the Infection Prevention and Control Team. The following surfaces are examples of use (this is not an exhaustive list):

- Chairs

- Desks

- Door handles

- Mattresses

- Worktops

- Trolleys
- Keyboards & Accessories

- Lanyards⁶

- Lockers

- Toys

- Changing mats
- Tray tables

- Sinks and taps

- Light switches

- Bedside tables

- Walking frames

- Wheelchairs
- Floors

- Shower cubicles

- Food trays

- Televisions

- Phones

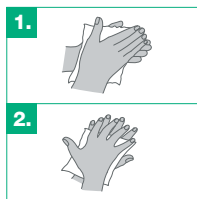
- Hand rails



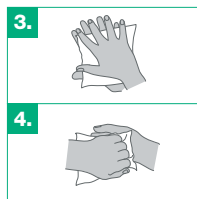
How to clean and disinfect hands

Clean your hands between all patient contact. Holding one wipe between the hands, please follow the steps below for at least 30 seconds.

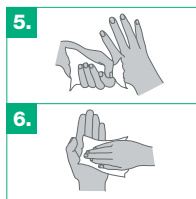
Suitable for use with Universal Wipes 40.



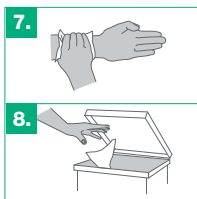
Rub hands palm to palm. Rub back of each hand with the palm of the other with fingers interlaced.



Rub palm to palm with fingers interlaced. Rub with backs of fingers to opposing palms with fingers interlocked.



Using a rotational movement, rub each thumb with the other hand. Rub tips of fingers into palm in a circular motion.



Rub each wrist with opposite hand. Discard the wipe in the appropriate waste bin.

PRODUCT	UNIT OF ISSUE	ORDER CODE	NHSSC
Universal Disinfectant Wipe Sachet	Box of 20	CWSS20	VJT267
Universal Wipes 40	Pack of 40	CW40	VJT119
Universal Wipes 50 (without Clip)	Pack of 50	CW50	VJT449
Universal Wipes Clip Pack 50	Pack of 50	CWCP50	VJT253
Universal Wipes Adhesive Back 50	Pack of 50	CWAB50	VJT518
Universal Wipes Tub 100	Tub of 100	CWTUB100	VJT223
Universal Wipes Tub Refill 100	Refill of 100	CWTUB100R	VJT224
Universal Wipes Maceratable 140	Pack of 140	CUSWM140	VJT128
Universal Wipes 200	Pack of 200	CW200	VJT118
Universal Wipes Bucket 225	Bucket of 225	CWBUC225	VJT190
Universal Wipes Bucket Refill 225	Refill of 225	CWBUC225R	VJT192
Universal Spray	500ml single unit	CDS500	-
Universal Wall Mounted Dispenser	CW200/CUSWM140	CWD	-
Universal Wall Mounted Dispenser	CWTUB100	CWTUB100D	-
Universal Wall Mounted Dispenser	CWBUC225	CWBUC225D	-

REFERENCES

1. According to EN 14476 and EN 13727.

2. Sanders S. The stethoscope and cross-infection. Br J Gen Pract. 2003 Dec;53(497):971-2.

3. Cohen SR, McCormack DJ, Youkhana A, Wall R. Bacterial colonization of stethoscopes and the effect of cleaning. J Hosp Infect. 2003 Nov;55(3):236-7.

4. Buus-Frank, M.E. Hands that heal-hands that harm. Advances in Neonatal Care 2004. Oct;4:5:251-255.
5. Bureau-Chalot F et al. Blood pressure cuffs as potential reservoirs of extended-spectrum Beta-lactamase VEB-1-producing isolates of Acinetobacter baumannii. Journal of Hospital Infection, Sep 2004;58:1:91-92.

6. Lobaz S, Diddle R, Collins J, White D. Pathogenic Colonisation of hospital badges and neck lanyards in the theatre environment. Departments of Anaesthesia and Microbiology Freeman Hospital, Newcastle upon Tyne. Sep 2011.

Clinell's industry leading aftercare and training services

Including revolutionary training kit, specialised nurse trainers, educational materials, customised posters and dispenser installation. Contact us on: 020 7993 0030 or info@clinell.com.

USE DISINFECTANTS SAFELY. ALWAYS READ THE LABEL AND PRODUCT INFORMATION BEFORE USE. ALWAYS FOLLOW MEDICAL EQUIPMENT MANUFACTURERS CLEANING PROCEDURES AND GUIDELINES.